

# WORD UP/

*Urban style*

LEONARDO  
EVOLUTIONSTILE





# WORD UP/

*Stile urbano*

urban style

	 <p>02</p>	
		 <p>06</p>
	<p>dati tecnici / technical data</p>	
	<p>10</p>	

















WALL GR 36R / WORD UP GR 36LP



WORD UP GR 60R



GRES PORCELLANATO A TUTTO SPESSORE / FULL BODY PORCELAIN TILE

ISO 13006 - G - BIa UGL (E ≤ 0,5%) UNI EN 14411 - G -



**AL**

**CE**



**120X120**  
48"X48"



**60X120**  
24"X48"



**60X60**  
24"X24"



**30X60**  
12"X24"



**30X60**  
12"X24"



WORD UP AL 120R	WORD UP AL 12R	WORD UP AL 60R	WORD UP AL 36R	WALL AL 36R
WORD UP AL120LP	WORD UP AL 12LP	WORD UP AL 60LP	WORD UP AL 36LP	



**120X120**  
48"X48"



**60X120**  
24"X48"



**60X60**  
24"X24"



**30X60**  
12"X24"



**30X60**  
12"X24"



WORD UP CE 120R	WORD UP CE 12R	WORD UP CE 60R	WORD UP CE 36R	WALL CE 36R
WORD UP CE120LP	WORD UP CE 12LP	WORD UP CE 60LP	WORD UP CE 36LP	

GRES PORCELLANATO A TUTTO SPESSORE / FULL BODY PORCELAIN TILE

ISO 13006 - G - BIa UGL (E ≤ 0,5%) UNI EN 14411 - G -



**GR**

**NE**



**120X120**  
48"X48"



**60X120**  
24"X48"



**60X60**  
24"X24"



**30X60**  
12"X24"



**30X60**  
12"X24"



WORD UP GR 120R	WORD UP GR 12R	WORD UP GR 60R	WORD UP GR 36R	WALL GR 36R
WORD UP GR120LP	WORD UP GR 12LP	WORD UP GR 60LP	WORD UP GR 36LP	



**120X120**  
48"X48"



**60X120**  
24"X48"



**60X60**  
24"X24"



**30X60**  
12"X24"



**30X60**  
12"X24"




WORD UP NE 120R	WORD UP NE 12R	WORD UP NE 60R	WORD UP NE 36R	WALL NE 36R
WORD UP NE120LP	WORD UP NE 12 LP	WORD UP NE 60LP	WORD UP NE 36LP	





GRES PORCELLANATO A TUTTO SPESSORE / FULL BODY PORCELAIN TILE

ISO 13006 - G - BIa UGL (E ≤ 0,5%) UNI EN 14411 - G -



Elementi decorativi / Decorative elements




GRAFFITI AL MIX  
30X60 / 12"X24" △



GRAFFITI CE MIX  
30X60 / 12"X24" △



GRAFFITI GR MIX  
30X60 / 12"X24" △



GRAFFITI NE MIX  
30X60 / 12"X24" △



WALLGRAF.AL MIX  
30X60 / 12"X24" △



WALLGRAF.CE MIX  
30X60 / 12"X24" △



WALLGRAF.GR MIX  
30X60 / 12"X24" △



WALLGRAF.NE MIX  
30X60 / 12"X24" △


ST N ○



MU.WORD UP AL  
30X60 / 12"X24" △



MU.WORD UP CE  
30X60 / 12"X24" △



MU.WORD UP GR  
30X60 / 12"X24" △








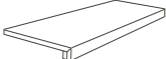


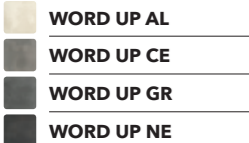
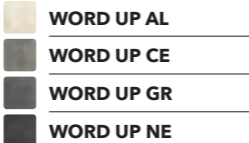

MU.WORD UP NE  
30X60 / 12"X24" △












GRES PORCELLANATO A TUTTO SPESSORE / FULL BODY PORCELAIN TILE

ISO 13006 - G - Bla UGL (E ≤ 0,5%) UNI EN 14411 - G -


Pezzi speciali / Trims

  								
	<b>9,5X60</b> △ 3.7"X24"	<b>30X60</b> △ 12"X24"	<b>120X32,5</b> △ 48"X12.8"		<b>9,5X60</b> △ 3.7"X24"			
	<b>WORD UP AL</b>	WORD UP AL B6R	WORD UP AL G36R	WORD UP AL G120		<b>WORD UP AL</b>	WORD UP AL B6LP	
	<b>WORD UP CE</b>	WORD UP CE B6R	WORD UP CE G36R	WORD UP CE G120		<b>WORD UP CE</b>	WORD UP CE B6LP	
	<b>WORD UP GR</b>	WORD UP GR B6R	WORD UP GR G36R	WORD UP GR G120		<b>WORD UP GR</b>	WORD UP GR B6LP	
	<b>WORD UP NE</b>	WORD UP NE B6R	WORD UP NE G36R	WORD UP NE G120		<b>WORD UP NE</b>	WORD UP NE B6LP	
<b>ARTICOLO</b>	<b>DIN 51130 (R)</b>	<b>DIN 51097 (A+B+C)</b>	<b>BCR REP.CEC 6/81</b>	<b>DM 14/6/89 N.236</b>	<b>PENDULUM TEST BS (INGLESE)</b>	<b>PENDULUM TEST AS/NZS 4856:2004 (AUSTRALIANO)</b>	<b>PENDULUM TEST UNE ENV 12633:2003 (SPAGNOLO)</b>	<b>BOT 3000 (DCOF)</b>
			<b>g.a.</b> <b>g.b.</b>	<b>c.a.</b> <b>g.b.</b>				<b>average value</b>
 <b>WORD UP</b>	R10	A	> 0,4 > 0,4	> 0,4 > 0,4	-	-	-	> 0.42

CARATTERISTICHE TECNICHE GRES PORCELLANATO / TECHNICAL SPECIFICATIONS PORCELAIN STONEWARE  
UNI EN 14411 (ISO 13006) - Bla (appendice/appendix G)

CARATTERISTICA Specification	METODO DI PROVA Test methods	REQUISITI PREVISTI DALLA NORMA Requirements in accordance to the standards	VALORE MEDIO Average value
 <b>DIMENSIONI E ASPETTO</b> DIMENSIONS AND APPEARANCE	<b>ISO 10545-2</b>	<b>PROSPETTO G.1</b> PROSPECT G.1	<b>CONFORME</b> COMPLIANT
 <b>ASSORBIMENTO D'ACQUA</b> WATER ABSORPTION	<b>ISO 10545-3</b>	≤ 0,5%	< 0,1%
 <b>RESISTENZA A FLESSIONE</b> FLEXURAL RESISTANCE		min./мин 35 N/mm <sup>2</sup>	> 45 N/mm <sup>2</sup>
<b>SPFORZO DI ROTTURA</b> MODULUS OF RUPTURE	<b>ISO 10545-4</b>	<b>SPESSORE / THICKNESS</b> ≥ 7,5 mm: min. 700 N <b>SPESSORE / THICKNESS</b> < 7,5 mm: min. 1300 N	9 mm 2500 N* 10 mm 3000 N* 20 mm 11000 N**
 <b>RESISTENZA ALL'ABRASIONE PROFONDA</b> DEEP ABRASION RESISTANCE	<b>ISO 10545-6</b>	≤ 175 mm <sup>3</sup>	< 140 mm <sup>3</sup>
<b>RESISTENZA ALL'ABRASIONE SUPERFICIALE</b> RESISTANCE TO SURFACE ABRASION	<b>ISO 10545-7</b>	<b>CLASSI 0-5</b> CLASSES 0-5	<b>COME INDICATO IN CATALOGO</b> AS INDICATED IN THE CATALOGUE
 <b>COEFFICIENTE DILATAZIONE TERMICA LINEARE (α)</b> LINEAR EXPANSION THERMIC COEFFICIENT	<b>ISO 10545-8</b>	<b>METODO DISPONIBILE</b> AVAILABLE ON REQUEST	≤ 7x10 <sup>-6</sup> °C <sup>-1</sup>
 <b>RESISTENZA AGLI SBALZI TERMICI</b> RESISTANCE TO SUDDEN TEMPERATURE CHANGES	<b>ISO 10545-9</b>	<b>METODO DISPONIBILE</b> AVAILABLE ON REQUEST	<b>RESISTE</b> RESISTANT
 <b>RESISTENZA AL GELO</b> FROST RESISTANCE	<b>ISO 10545-12</b>	<b>RICHIESTA</b> ALWAYS TESTED	<b>RESISTE</b> RESISTANT
 <b>PRODOTTI CHIMICI AD USO DOMESTICO ED ADDITIVI PER PISCINA</b> HOUSEHOLD CHEMICALS AND SWIMMING POOL WATER CLEANSERS		min. B / МИН. B	min. B / МИН. B
<b>ACIDI ED ALCALI A BASSA CONCENTRAZIONE</b> ACIDS AND LOW CONCENTRATION ALKALIS	<b>ISO 10545-13</b>	<b>DA LA, LB A LC</b> FROM LA, LB TO LC	<b>DA LA, LB A LC</b> FROM LA, LB TO LC
<b>ACIDI ED ALCALI AD ALTA CONCENTRAZIONE</b> ACIDS AND HIGH CONCENTRATION ALKALIS		<b>METODO DISPONIBILE</b> AVAILABLE ON REQUEST	<b>METODO DISPONIBILE</b> AVAILABLE ON REQUEST
 <b>RESISTENZA ALLE MACCHIE UGL</b> STAIN RESISTANCE UGL		<b>METODO DISPONIBILE</b> AVAILABLE ON REQUEST	<b>METODO DISPONIBILE</b> AVAILABLE ON REQUEST
<b>RESISTENZA ALLE MACCHIE GL</b> STAIN RESISTANCE GL	<b>ISO 10545-14</b>	min. 3 / МИН. 3	min. 3 / МИН. 3



\* VALORI RIFERITI AL FORMATO 20X20 / VALUES REFERRED TO 20X20 SIZE / \*\* VALORI RIFERITI AL FORMATO 60X60 / VALUES REFERRED TO 60X60 SIZE






**DESIGN & COORDINAMENTO**  
Marketing CC IMOLA

**COPERTINA / COVER**  
Foto di / Photo by  
**Paolo Crocenzi**

**INDICAZIONI D'USO**  
INDICATIONS FOR USE


-  Pavimento  
Floor tiles
-  Rivestimento  
Wall tiles

**DESTINAZIONI D'USO**  
SUGGESTED APPLICATIONS

-  Abitazioni  
Domestic purpose
-  Commerciale leggero  
Light traffic area
-  Commerciale  
Retail


**SUPERFICI**  
SURFACES

Struttura / Structure

 Strutturato  
Slate cut



Finitura / Finish

 Naturale  
Natural


 Lappato  
Honed

\* Le superfici con finitura lappata lucida e levigata sono consigliate per qualsiasi tipo di rivestimento e per pavimenti residenziali o per superfici calpestabili che non hanno un diretto collegamento con l'esterno o che hanno accessi protetti da appositi stuoini. Come è noto tutte le superfici lucide subiscono con l'uso un naturale processo di opacizzazione. Nel caso dei materiali in gres porcellanato di Imola questo processo è più lento rispetto a qualsiasi altro materiale naturale lavorato a lucido come marmo, pietra, granito. / Surfaces with a honed and polished gloss finish are recommended for any kind of wall tile, residential floor or floors that are not directly connected with the outdoors or whose entrances are protected by mats. As is well known, all gloss surfaces naturally lose their shine over time. With Imola porcelain stoneware this process is slower than other honed natural materials like marble, granite or stone.

Aspetto superficiale / Surface look

-  Opaco  
Matt
-  Semilucido  
Semi-glossy

Bordo  
Edge

 Rettificato monocalibro  
Monocaliber, rectified

**STONALIZZAZIONE**  
SHADE VARIATION

**V3**


**SPESSORE**  
THICKNESS

10,5



<http://evaluation.cstb.fr/fr/recherche/produits-evalues/?prestations=qb32>

**CARATTERISTICHE DI VENDITA**  
SALES CHARACTERISTICS

 Prodotto venduto al pezzo.  
Product sold per item.

Tutti i nostri prodotti, sia al mq che al pezzo, sono venduti unicamente a scatola completa.  
All our products are sold only in complete boxes, whether the unit of measure is per item or per square metre.





EVOLUTIONSTILE

[leonardoceramica.it](http://leonardoceramica.it)



---

A brand of  
**Cooperativa Ceramica d'Imola S.c.**

Via V. Veneto, 13  
40026 Imola (BO) Italia  
Tel. +39 0542 601601  
Fax +39 0542 31749

---